

Infection Prevention & Control Training Requirements for 4th-Year Students in Clinical Placements 2023

APPEL currently requires that all students participating in patient-facing clinical placements (community pharmacy or hospital pharmacy) undertake training in relation to infection prevention and control prior to commencing their placement. This is in keeping with the HSEs ongoing requirement that all Higher Education Institutions (HEI's) provide an assurance that all students on clinical placement in HSE facilities or HSE-funded facilities have given undertakings in relation to infection prevention and control requirements*.

In advance of commencing your placement you will be required to fulfil the training requirements as outlined below. A Certificate of Completion for each required element should be provided to APPEL for governance purposes. You will also be required to complete an Infection & Prevention Control Student Undertaking/Declaration, which is an addendum to the Student Placement Agreement. For your convenience, the Student Undertaking/Declaration and the course certificates can be completed and uploaded to the APPEL VLE- See Appendix 1. These requirements must be fulfilled in advance of the dates outlined in Appendix 2.

The training requirements are as follows:

1. Complete the following online Infection Prevention and Control courses on www.hseland.ie:
 1. AMRIC Introduction to Infection Prevention and Control
 2. AMRIC Basics of Infection Prevention and Control
 3. AMRIC Standard and Transmission Based Precautions
 4. AMRIC Hand Hygiene
 5. Putting on and Taking off PPE in Acute Healthcare Settings
 6. Putting on and Taking off PPE in Community Healthcare Settings

Courses 2 – 6 will generate a certificate once completed. These certificates must be uploaded to the VLE as described in Appendix 1. Course 1 will not create a certificate; you will need to take a screenshot once you have watched the video and upload this screenshot in the same manner.

Please note: these courses must be completed annually. If you have completed one or more of these courses in the past, they will need to be renewed in 2023 in advance of your APPEL placement (please see Appendix 2 for timelines).

2. Review the following resources, which are available on the HPSC website, before commencing placement.
 - Review videos on correct donning and doffing of PPE on the HPSC website <https://www.hpsc.ie/a-z/respiratory/coronavirus/novelcoronavirus/guidance/infectionpreventionandcontrolguidance/ppe/>
 - Review of the Infection Prevention and Control (IPC) Guidance, including IPC COVID-19 Guidance and educational videos on <https://www.hpsc.ie/a-z/respiratory/coronavirus/novelcoronavirus/guidance/infectionpreventionandcontrolguidance/videoresourcesforipc/>

3. Additionally, you must read and understand the following documents and consult the following web pages:
 - Guidance to minimise the risk of transmission of COVID-19 infection in pharmacies <https://www.hpsc.ie/a-z/respiratory/coronavirus/novelcoronavirus/guidance/pharmacyguidance/>
 - The information provided by your University on COVID-19
 - <https://www.ucc.ie/en/studenthealth/flu/>
 - <https://www.rcsi.com/dublin/coronavirus>, or
 - <https://www.tcd.ie/about/coronavirus/>

What if I become ill due to COVID-19 or other illnesses during placement?

If you are ill due to COVID-19 or other illnesses, please follow the public health advice in place at the time. Please contact your GP or Student Health Services if you require medical advice or assistance. You must contact your Preceptor and Practice Educator if you are absent from your placement.


Please contact the APPEL office or your Practice Educator if you have any questions arising from this document.

**Reference: HSE Guidance on Clinical Placements in HSE Facilities and HSE Funded Facilities from 1st March 2022 (Issued on 24/02/2022)*

Appendix 1: Guide to completing pre 4th-Year placement requirements on the APPEL Virtual Learning Environment (VLE)

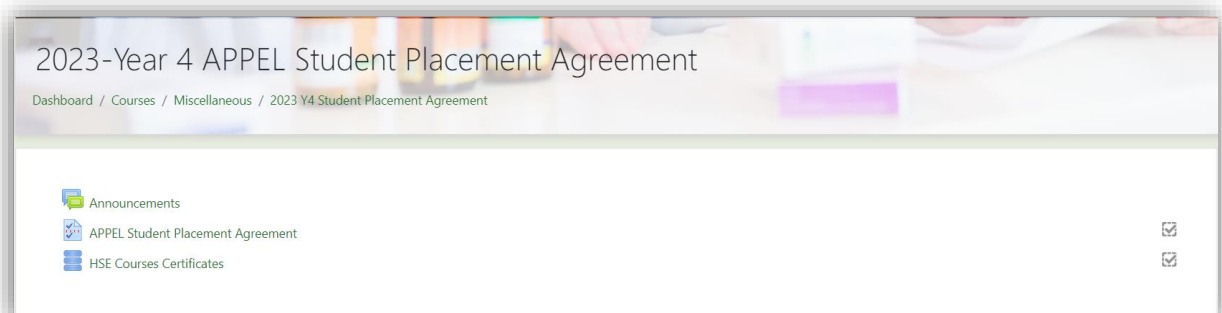
Instructions

1. Access the VLE via the following link - <https://vle.appel.ie/login/index.php> and log in, as usual, using your EduGate login details.



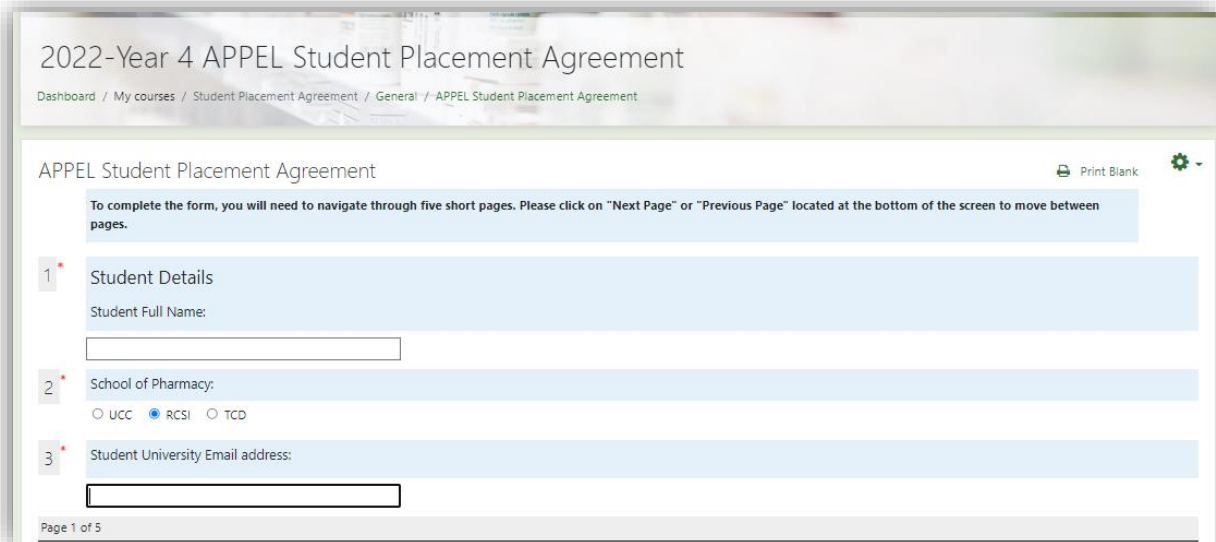
The screenshot shows the APPEL VLE login interface. At the top is the APPEL logo and name. Below this, there are two main login sections: 'Non-student login' and 'Student login'. The 'Non-student login' section includes input fields for 'Username' and 'Password', a 'Remember username' checkbox, and a green 'Log in' button. Below these fields are links for 'Forgotten your username or password?' and 'Cookies must be enabled in your browser'. The 'Student login' section has a 'Log in using your HEI account on:' label and a 'Login with EDUGATE' button. Below this button, it states 'Students must contact their HEI IT department for help with forgotten username or password.'

2. Navigate to the course - 2023-Year 4 APPEL Student Placement Agreement via the following link (<https://vle.appel.ie/course/view.php?id=207>)



The screenshot shows the course page for '2023-Year 4 APPEL Student Placement Agreement'. The page title is '2023-Year 4 APPEL Student Placement Agreement'. Below the title is a breadcrumb trail: 'Dashboard / Courses / Miscellaneous / 2023 Y4 Student Placement Agreement'. The main content area features a list of items: 'Announcements', 'APPEL Student Placement Agreement', and 'HSE Courses Certificates'. Each item has a small icon and a checkbox on the right side.

- Open the link to the Student Placement Agreement, enter your details on the first page and read through each section.



2022-Year 4 APPEL Student Placement Agreement

Dashboard / My courses / Student Placement Agreement / General / APPEL Student Placement Agreement

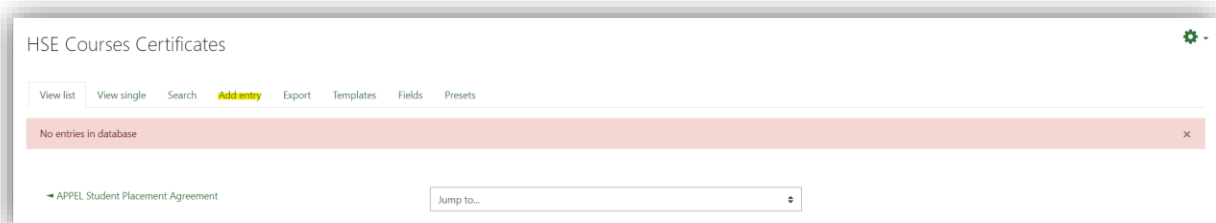
APPEL Student Placement Agreement Print Blank Settings

To complete the form, you will need to navigate through five short pages. Please click on "Next Page" or "Previous Page" located at the bottom of the screen to move between pages.

- 1 * Student Details
Student Full Name:
- 2 * School of Pharmacy:
 UCC RCSI TCD
- 3 * Student University Email address:

Page 1 of 5

- On page 5, sign and date the form. You must read this document carefully, and if you have any questions, please contact APPEL or your Practice Educator.
- To upload your HSE course certificates, access the second link, and the following page will be displayed:



HSE Courses Certificates Settings

View list View single Search **Add entry** Export Templates Fields Presets

No entries in database ×

→ APPEL Student Placement Agreement

- To add your certificates, click on the 'Add Entry' button.
- Once you have entered your name, HEI and email address, you can begin uploading each certificate or screenshot in the specified area. Click on the blue arrow in each section to open the menu and select the correct certificate. Certificates must be uploaded during the same login session, so please complete all courses and have the certificates and screenshot ready to upload.

NB: There is a specific area for each certificate – please ensure that you upload the correct certificate into each area.

New entry

Student name:


School of Pharmacy: UCC
 RCSI
 TCD

Student University Email address:

AMRIC Introduction to Infection Prevention and Control (Screenshot of completed video to be uploaded):

Maximum file size: Unlimited, maximum number of files: 1

Files



You can drag and drop files here to add them.

8. Once you have uploaded all 6 documents, click on the green 'Save and View' button at the bottom of the page to ensure everything is correct.
9. There is no need to take any further action at this point. Once you have uploaded, the APPEL team can view your submissions. The APPEL Ops team will approve the submission for each student and contact you if there are any issues.

Please ensure you have uploaded the correct certificates/screenshot to the right area and completed the Student Placement Agreement in full. Failure to do so may cause delays in approving your attendance on placement.

Appendix 2 - Actions to be completed

Actions to be completed	Deadline
1. Complete the Student Placement Agreement, incorporating a COVID-19 Supplemental Student Undertaking/Declaration regarding Infection Prevention and Control (IPC) on the APPEL VLE.	05/08/23
2. Complete the HSELand e-learning courses and upload the certificates to the APPEL VLE <ul style="list-style-type: none"> • AMRIC Introduction to Infection Prevention and Control • AMRIC Basics of Infection Prevention and Control • AMRIC Standard and Transmission Based Precautions • AMRIC Hand Hygiene • Putting on and Taking off PPE in Acute Healthcare Settings • Putting on and Taking off PPE in Community Healthcare Settings 	05/08/23
3. Review the resources available on the HPSC website on donning and doffing of PPE and IPC guidance	05/08/23
4. Read and understand the Guidance to minimise the risk of transmission of COVID-19 infection in pharmacies and the information provided by your University on COVID-19	05/08/23